

CAO

CENTRAL APPLICATIONS OFFICE

BOARD OF DIRECTORS REPORT 2023

Central Applications Office,
Tower House, Eglinton Street,
Galway, Ireland

Phone: 091 509 800

Fax: 091 562 344

www.cao.ie

Description and Purpose of the Central Applications Office

The Central Applications Office (Universities and other Higher Education Institutions) is a company limited by guarantee and not having a share capital. It was incorporated on 23 January 1976 and is commonly known under the short title ‘CAO’. Its membership is representative of the higher education sector and it is governed by a board of directors drawn from the membership. The application service is financed entirely by application fees and does not enjoy any state support.

The CAO facilitates application for first-year admission to almost the full range of statutorily-recognised undergraduate higher education in the Republic of Ireland. It offers a high degree of convenience to applicants and their advisors. It also offers considerable economies and efficiencies to higher education institutions in filling their course places. Fairness and transparency are the foundations of the system as well as equality of treatment for both applicants and participating higher education institutions.

Higher education institutions participating in the CAO system retain full control over their admission policies and admission decisions. If they wish, they may delegate certain routine assessment functions to CAO under instruction. Over the years since CAO’s establishment, a voluntary code of admission practice has grown up which has greatly enhanced the value and reputation of the entire system. Higher education institutions, without exception, publish their admission policies in advance and specify the means by which entrants will be chosen. It is a fundamental principle of the central application service that the position of a particular course in an applicant’s order of preference should have no bearing on assessment for admission to that course. These practices have helped to earn a well-deserved reputation for fairness and transparency in the conduct of admission to Irish higher education.

Brief History of the Organisation

CAO owes its origins to the increased participation in higher education which resulted from the free secondary education policy of the 1960s together with the greater availability of student support grants. By 1970 significant difficulties were arising because of multiple applications for admission and the introduction of *numerus clausus* in certain professional courses.

A meeting of university representatives was held in Trinity College, Dublin, in 1971 to explore ‘the desirability of establishing an Irish Clearing House’. A report was forwarded to the heads of the (five) university colleges who accepted the principle of the establishment of a clearing house for the universities and were “... prepared to envisage the extension of the system to cover admission to all third-level institutions”. A working party was established which drew up proposals for a central applications service.

The project gained momentum in the summer of 1975 with a declaration of support by the Higher Education Authority. Final agreement to the establishment of a central applications service was reached in 1975 at a meeting between the university heads and the HEA. Representatives were appointed to finalise the Memorandum and Articles of Association which were signed on 19/12/1975.

Professional services 2023:

Auditors: Mazars, Galway.

Solicitors: Matheson, Dublin.

Bankers: Bank of Ireland, Eyre Sq., Galway.

The central applications service was first offered for the autumn 1977 intake. The Office was based in temporary premises at 7 Clare Street, Dublin 2, until the end of 1977 when it moved to Tower House, Eglinton Street, Galway, where it has remained since. The service began with 5 participant higher education institutions – the five university colleges of that time. Major additions to CAO participation took place in 1991 (the Regional Technical Colleges – subsequently renamed Institutes of Technology), 1992 (the Colleges of Education), 1998-99 (NCEA, now QQI, recognised courses in private colleges) and 2001 (nursing courses).

The clearly-expressed intention of the university founders of the CAO was that it should expand in time to cover all institutions of higher education. In furtherance of this aim, the CAO Board of Directors has shown a consistently-welcoming attitude towards the participation of additional institutions in the central scheme. The Board requires that courses for inclusion in the CAO Handbook should have statutory recognition in Ireland. In general, this has meant that terminal awards are made either by Irish Universities, Technological Universities, Institutes of Technology or by Qualifications and Quality Ireland (QQI).

The growth of the CAO system over the 41 seasons 1977 – 2023 is illustrated in Table One. Tables Two, Three, Four and Five illustrate some of the main parameters of the 2023 season. Additional Tables at the end of the Report show comparisons over time. Level 8 indicates entry to the initial year of NQAI Level 8 courses and Level 7/6 indicates entry to the initial year of Level 7 or Level 6 courses (Levels 8, 7 and 6 were known as degrees, diplomas and certificates prior to 2005).

Strategic Planning

With the period of the current Strategic Plan 2018 to 2023 drawing to a close in 2023, the company reflected on delivery in the context of the existing strategic priorities, and appointed a Strategic Plan Development Committee to prepare a new Strategic Plan for 2024 to 2029.

There were significant changes in the educational landscape throughout the lifecycle of the plan, including the establishment of five Technological Universities, the Department of Further and Higher Education, Research, Innovation and Skills, and the creation of a ministerial post for further and higher education; the introduction of EU General Data Protection Regulations in 2018; the uncertainty around Brexit; and an increase in EU applicants. The global pandemic precipitated changes to the Leaving Certificate resulting date; grade inflation; applicant disengagement with schools being closed at key stages of the application process; and, a lack of in-person engagement with stakeholders throughout a 2.5 year period. As with every organisation, operational activities were challenged throughout the pandemic, however, in some instances the interim tools put in place helped to accelerate a number of the strategic priorities and highlight the importance of the priorities identified by the plan.

The 2024 to 2029 Strategic Plan was developed in the context of a significantly changed Higher Education

Landscape, along with changes to practices and processes which were prompted or accelerated by the global COVID-19 pandemic. In the initial data collection phase, CAO embarked on a wide scale data collection process, capturing important stakeholder feedback from HEI Admissions Managers, Applicants, Guidance Counsellors and CAO Management & Staff. Data was collected in the form of online surveys for applicants and guidance counsellors, and facilitated workshops with staff, management and HEI admissions officers. These inputs, along with an analysis of the related environment and a survey of international comparisons helped shape the draft plan. Consultation then took place to include a wider set of stakeholders and these inputs led to a final plan being prepared in Dec 2023 - to be submitted for the approval of the Board of Directors in January 2024.

TABLE ONE: THE GROWTH OF THE CAO SYSTEM 1977-2000

Year	Applicants	Level 8 Net Acceptances	Level 7/6 Net Acceptances	Total Net Acceptances	HEIs	Level 8 Courses	Level 7/6 Courses
1977	14,845	(not avail)	-	(not avail)	5	69	-
1978	15,401	"	-	"	7	82	-
1979	16,955	6,709	-	6,709	7	75	-
1980	17,165	7,714	-	7,714	7	71	-
1981	19,130	7,380	-	7,380	8	76	-
1982	20,339	8,443	-	8,443	9	95	-
1983	21,799	9,349	-	9,349	9	97	-
1984	21,949	9,495	-	9,495	9	99	-
1985	22,851	9,872	-	9,872	9	102	-
1986	24,421	9,838	-	9,838	9	104	-
1987	25,229	9,496	-	9,496	9	104	-
1988	25,464	10,076	-	10,076	9	107	-
1989	26,806	10,367	-	10,367	10	109	-
1990	27,259	11,540	-	11,540	10	117	-
1991	52,212	12,341	11,594	23,935	23	152	233
1992	54,877	14,488	12,274	26,762	31	176	244
1993	57,465	14,506	13,061	27,567	31	188	258
1994	60,548	14,900	13,559	28,459	31	203	270
1995	62,913	15,923	16,268	32,191	34	225	285
1996	59,778	16,667	17,644	34,311	34	246	297
1997	63,677	17,021	15,655	32,676	35	261	337
1998	66,012	18,872	16,189	35,061	38	325	338
1999	65,253	20,179	16,663	36,842	41	365	352
2000	63,451	20,786	16,739	37,525	44	387	374

NOTES:

- (i) HEIs = no. of higher education institutions participating.
- (ii) Courses = no. of course choices available; after 1990 = Degrees/Dip Certs.
- (iii) Figures for 1996 and 2015 perturbed by introduction of L.C. transition year and advanced entry respectively.
- (iv) Of the 94 increase in Level 8 courses between 2018 and 2019, 67 are solely due to the changes in the coding of courses within Trinity Joint Honors/Modern Language.

TABLE ONE Continued: THE GROWTH OF THE CAO SYSTEM 2001-2023

Year	Applicants	Level 8 Net Acceptances	Level 7/6 Net Acceptances	Total Net Acceptances	HEIs	Level 8 Courses	Level 7/6 Courses
2001	63,810	20,934	15,691	36,625	43	416	343
2002	63,886	21,101	15,526	36,627	44	458	328
2003	66,222	23,935	14,398	38,333	43	542	316
2004	63,696	25,275	12,521	37,796	43	583	312
2005	63,716	24,982	13,193	38,175	43	581	350
2006	63,634	26,489	12,478	38,967	42	664	378
2007	65,883	27,853	12,062	39,915	43	723	386
2008	68,809	29,704	12,413	42,117	44	778	407
2009	74,621	31,424	14,162	45,586	44	825	410
2010	78,199	31,732	13,891	45,623	44	851	428
2011	76,749	32,367	13,399	45,766	43	843	443
2012	76,900	33,217	13,066	46,283	43	877	448
2013	76,949	33,968	12,201	46,169	45	919	456
2014	78,402	35,248	11,754	47,002	45	943	472
2015	80,010	36,757	11,458	48,215	44	925	472
2016	81,276	37,200	10,436	47,636	41	934	464
2017	81,091	38,587	9,410	47,997	39	866	457
2018	77,785	38,157	8,467	46,624	39	904	471
2019	78,020	39,681	7,742	47,423	38	998	461
2020	78,665	42,428	7,227	49,655	36	1,029	437
2021	85,207	43,625	6,527	50,152	37	1,034	417
2022	84,812	43,215	6,251	49,466	36	1,055	429
2023	84,676	45,183	6,024	51,207	32	1,088	409

NOTES:

- (i) HEIs = no. of higher education institutions participating.
- (ii) Courses = no. of course choices available; after 1990 = Degrees/Dip Certs.
- (iii) Figures for 1996 and 2015 perturbed by introduction of L.C. transition year and advanced entry respectively.
- (iv) Of the 94 increase in Level 8 courses between 2018 and 2019, 67 are solely due to the changes in the coding of courses within Trinity Joint Honors/Modern Language.

TABLE TWO: LEVEL 8 LIST 2023

ISCEDf Broad Field	A	B	C	D	E	F
(01) Education	27,301	5,578	3,896	3,127	80%	72%
(02) Arts and humanities	83,004	13,033	13,296	9,280	70%	69%
(03) Social sciences, journalism and information	41,037	6,126	4,827	3,402	70%	58%
(04) Business, administration and law	87,813	13,402	11,256	8,192	73%	66%
(05) Natural sciences, mathematics and statistics	56,102	7,155	7,165	4,907	68%	63%
(06) Information and Communication Technologies (ICTs)	32,042	4,946	4,199	2,964	71%	66%
(07) Engineering, manufacturing and construction	51,954	8,495	7,335	4,957	68%	73%
(08) Agriculture, forestry, fisheries and veterinary	7,014	1,928	1,359	874	64%	75%
(09) Health and welfare	79,743	14,422	9,252	6,188	67%	63%
(10) Services	15,068	2415	2,443	1,292	53%	67%
All Courses	481,078	77,500	65,028	45,183	69%	67%

Specialist Group	A	B	C	D	E	F
(001) Primary Education	8,744	2,444	1,398	1,277	91%	81%
(002) Secondary Education	12,741	2,553	1,736	1,377	79%	75%
(003) Dentistry (including Dental Nursing and Hygiene)	1,513	511	76	60	79%	70%
(004) Medicine	12,480	3,256	1,007	818	81%	76%
(005) Nursing and midwifery	30,127	4,179	3,226	2,231	69%	59%
(006) Pharmacy (including Pharmacy Technician)	2,455	584	277	208	75%	58%
(007) Art, Design and Media (techniques and production)	14,246	3,047	2,447	1,658	68%	79%
(008) Veterinary Medicine	682	476	102	91	89%	96%
(009) Physiotherapy	3,278	837	278	166	60%	61%

NOTES:

- Col. A: Total course applications.
- Col. B: First preferences (= no. of applicants).
- Col. C: Total offers issued.
- Col. D: Nett acceptances.
- Col. E: % of offers finally accepted.
- Col. F: % of nett acceptances which were first preferences.

Graph1: Level 8 Course ISCEDf Broad Category Percentages

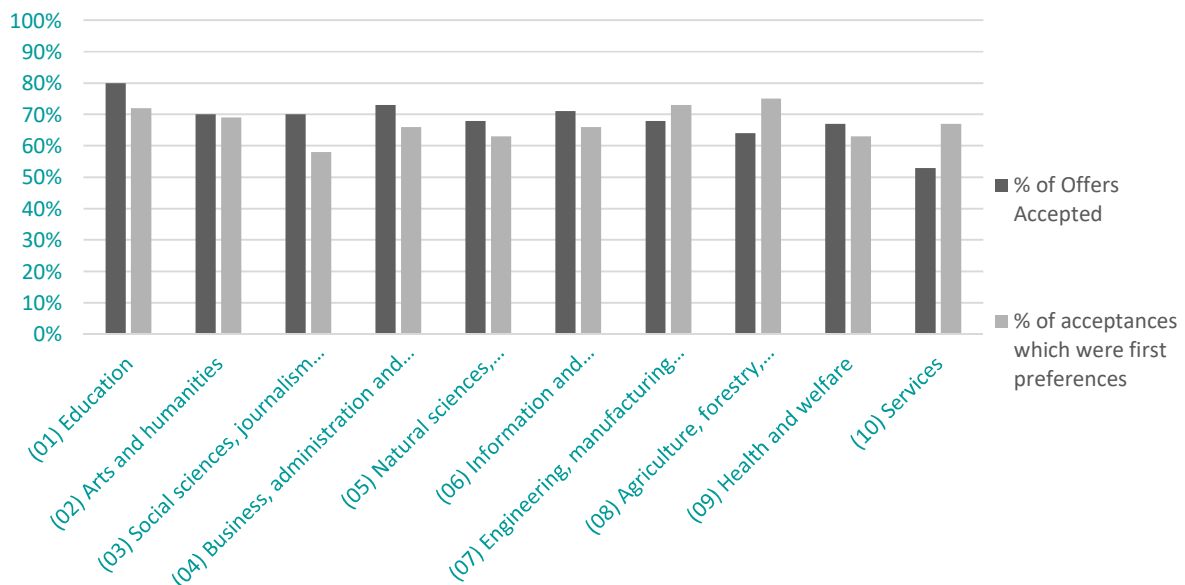


TABLE THREE: LEVEL 7/6 LIST 2023

ISCEDf Broad Field	A	B	C	D	E	F
(01) Education	710	216	223	30	13%	77%
(02) Arts and humanities	11,422	3,625	3,203	405	13%	87%
(03) Social sciences, journalism and information	1,071	223	249	28	11%	86%
(04) Business, administration and law	35,098	9,257	8,931	1,281	14%	85%
(05) Natural sciences, mathematics and statistics	24,379	6,171	5,686	554	10%	77%
(06) Information and Communication Technologies (ICTs)	13,017	3,011	2,667	484	18%	86%
(07) Engineering, manufacturing and construction	33,458	7,843	7,417	1,343	18%	85%
(08) Agriculture, forestry, fisheries and veterinary	6,075	2,105	1,601	360	22%	91%
(09) Health and welfare	20,412	7,003	6,061	921	15%	86%
(10) Services	15,659	3,689	3,543	618	17%	88%
All Courses	161,301	43,143	39,581	6,024	15%	85%

Specialist Group	A	B	C	D	E	F
(003) Dentistry (including Dental Nursing and Hygiene)	2,962	1,071	518	82	16%	73%
(006) Pharmacy (including Pharmacy Technician)	1,926	569	569	175	31%	89%
(007) Art, Design and Media (techniques and production)	6,897	1,985	1,699	233	12%	87%

NOTES:

Col. A: Total course applications.
 Col. C: Total offers issued.
 Col. E: % of offers finally accepted.

Col. B: First preferences (= no. of applicants).
 Col. D: Nett acceptances.
 Col. F: % of nett acceptances which were first preferences.

Graph2: Level 7/ 6 Course ISCEDf Broad Category Percentages

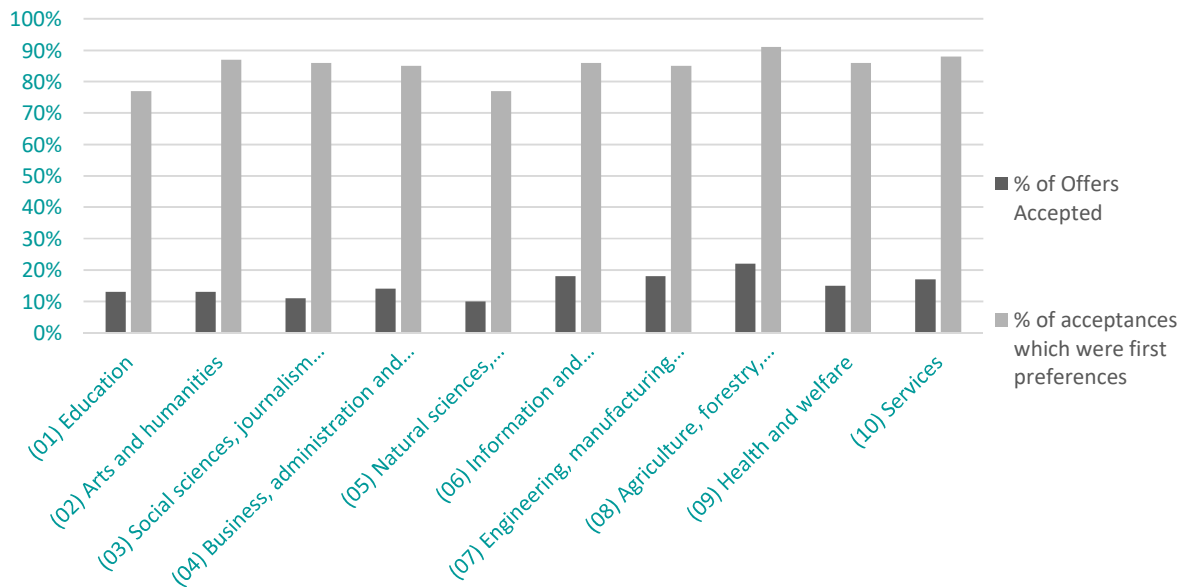


TABLE FOUR:

NUMBER OF NETT ACCEPTANCES FOR 2023 ADMISSION BY SEX* AND AGE AT 1ST JANUARY 2023

Age at Jan 1st	Male	%	Female	%	Total	%
Level 8						
23 or more	1,005	5.0	1,399	5.6	2,404	5.3
22	141	0.7	163	0.7	304	0.7
21	283	1.4	299	1.2	582	1.3
20	701	3.5	688	2.7	1,389	3.1
19	1,822	9.0	2,446	9.8	4,268	9.4
18	9,687	48.1	11,191	44.7	20,878	46.2
17	5,827	28.9	7,925	31.6	13,752	30.4
16 or under	674	3.3	932	3.7	1,606	3.6
Total	20,140	100.0	25,043	100.0	45,183	100.0
Level 7/6						
23 or more	280	8.4	268	10.0	548	9.1
22	47	1.4	28	1.0	75	1.2
21	90	2.7	67	2.5	157	2.6
20	212	6.3	154	5.7	366	6.1
19	429	12.8	373	13.9	802	13.3
18	1,252	37.5	936	34.9	2,188	36.3
17	863	25.8	722	26.9	1,585	26.3
16 or under	167	5.0	136	5.1	303	5.0
Total	3,339	100.0	2,685	100.0	6,024	100.0

TABLE FIVE:

NUMBER OF NETT ACCEPTANCES FOR 2023 ADMISSION BY SEX* AND NATIONALITY

Nationality	Male	%	Female	%	Total	%
Level 8						
Ireland	18,112	89.9	22,024	87.9	40,136	88.8
UK	163	0.8	216	0.9	379	0.8
Rest of EU	1,229	6.1	1,968	7.9	3,197	7.1
Rest of Non-EU	636	3.2	835	3.3	1,471	3.3
Total	20,140	100.0	25,043	100.0	45,183	100.0
Level 7/6						
Ireland	2,848	85.3	2,194	81.7	5,042	83.7
UK	23	0.7	28	1.0	51	0.8
Rest of EU	246	7.4	271	10.1	517	8.6
Rest of Non-EU	221	6.6	193	7.2	414	6.9
Total	3,339	100.0	2,685	100.0	6,024	100.0

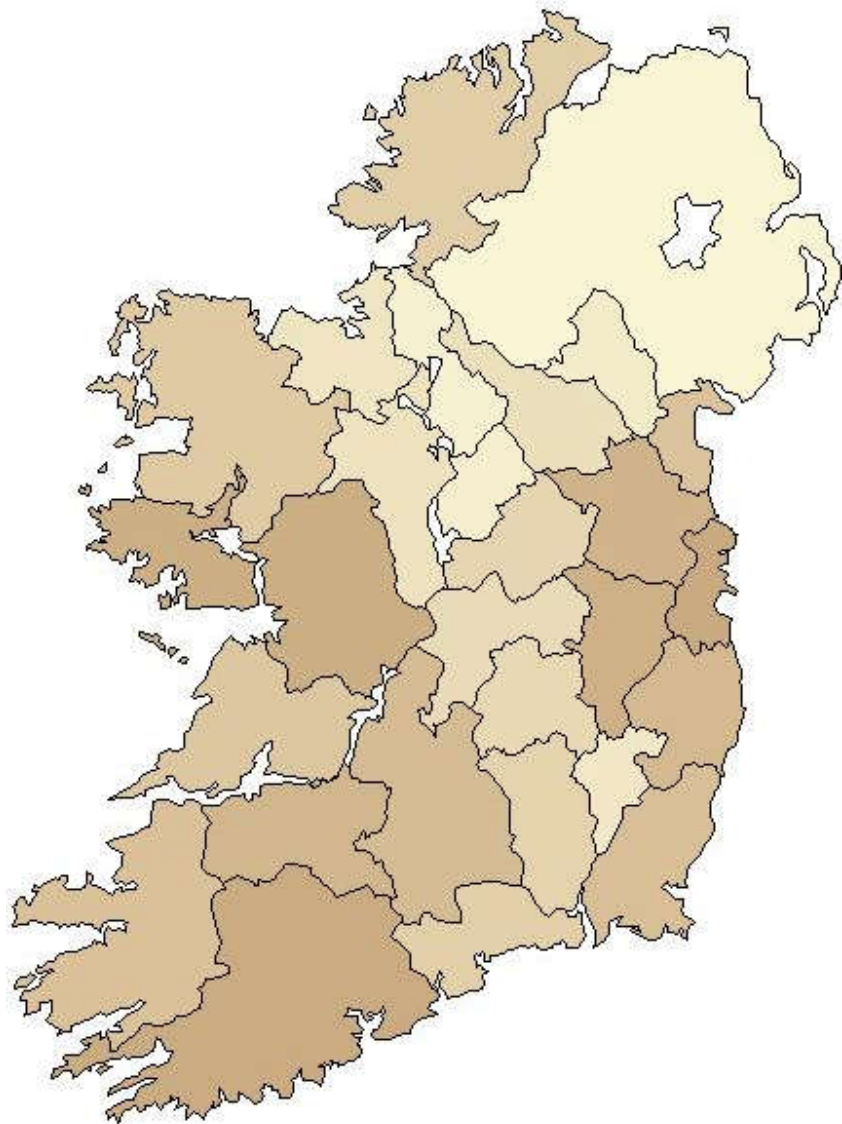
*Please see note regarding Sex on page 15.

TABLE SIX:

NUMBER OF NETT ACCEPTANCES FOR 2022 AND 2023 ADMISSION BY TYPE OF INSTUTUTION

Type of Institution:	2022		2023	
	Number	%	Number	%
Colleges of Education	1,230	2.5	1,353	2.7
Technological University Dublin	5,624	11.4	5,748	11.2
Other Technological Universities and Institutes of Technology	14,766	29.9	15,680	30.6
Universities (excl. Colleges of Education)	26,025	52.6	27,016	52.8
Other institutions	1,821	3.7	1,410	2.8
TOTAL	49,466	100.0	51,207	100.0

MAP 1 CAO Nett Acceptances by Address of Applicant by County and Northern Ireland



Number of Acceptances

■ Northern Ireland (200)	■ Leitrim (343)	■ Longford (413)
■ Monaghan (531)	■ Carlow (675)	■ Sligo (694)
■ Roscommon (735)	■ Cavan (759)	■ Offaly (798)
■ Laois (887)	■ Westmeath (999)	■ Kilkenny (1,010)
■ Waterford (1,303)	■ Donegal (1,320)	■ Mayo (1,371)
■ Clare (1,443)	■ Louth (1,503)	■ Kerry (1,539)
■ Wexford (1,552)	■ Tipperary (1,604)	■ Wicklow (1,629)
■ Limerick (1,960)	■ Meath (2,507)	■ Kildare (2,786)
■ Galway (3,069)	■ Cork (5,511)	■ Dublin (12,440)

STAFFING AND FINANCES

CAO derives its income from application fees and, since its inception, has maintained a policy of keeping fees at the lowest level consistent with an appropriate standard of service. This policy has led to a steady reduction in the real value of fees over the years as the Office availed of every opportunity to increase its productivity. At their meeting of June 2022, the CAO Board of Directors maintained fees for 2023 application at the rates of €30 for discounted-rate online application and €45 for normal-rate online and paper application.

Under its constitution, the company may not remunerate its Directors nor distribute any surplus to its Members. Any operating surpluses go towards a contingency reserve and a provision for equipment replacement.

The CAO has a permanent staff of 16 and up to 10 seasonal staff are engaged each year to deal with peaks in clerical work.

The audited Financial Statements of the company are published separately. A summary of provisional results for the year ended 31/12/2023 is shown on the following pages as well as a comparison with the previous year.

DIRECTORS OF THE CENTRAL APPLICATIONS OFFICE

At 31 December 2023 the list of Directors was as follows:

Dr Billy Bennett, Prof. Stephen Byrne, Prof. Niamh Hourigan, Prof. Shane Kilcommins,
Prof. Lisa Looney (Chair), Dr Mary Meaney, Prof. Aidan Mulkeen, Dr Derek O'Byrne,
Prof. Pól Ó Dochartaigh, Dr. Vivienne Patterson, Prof. Colin Scott, Prof. Orla Sheils.
Company Secretary: Mr Shane McSweeney.

NOTE OF THANKS

The CAO Board wishes to express its deep appreciation to the staff for their work throughout the year and for their unstinting dedication which has earned the office such a high reputation among the public.

TABLE SEVEN:

CAO INCOME & EXPENDITURE ACCOUNTS

YEAR	2022 (€)	2023(€)
Income	3,353,972	3,210,341
Less expenditure:	<u>(2,927,665)</u>	<u>(2,675,948)</u>
Surplus/(Deficit) before Interest	426,307	534,393
Other Gains & Losses	(656,832)	254,150
Interest Receivable & Similar Income	<u>11,000</u>	<u>162,880</u>
Surplus/(Deficit) before Taxation	(219,525)	951,423
Taxation Refund/(Charge)	<u>(54,567)</u>	<u>(88,783)</u>
Surplus/(Deficit) for the Year	<u>(274,092)</u>	<u>862,640</u>

TABLE EIGHT:

CAO BALANCE SHEET

31 December 2023

YEAR	2022 (€)	2023 (€)
Fixed Assets		
Intangible Assets	4,181	52,859
Tangible Assets	63,059	142,995
Investments	<u>3,926,542</u>	<u>4,680,692</u>
Sub Total Fixed Assets	3,993,782	4,876,546
Current Assets		
Cash and Cash Equivalents	3,275,259	3,091,890
Debtors	<u>360,253</u>	<u>171,413</u>
Total Fixed & Current Assets	7,629,294	8,139,849
Creditors	<u>(1,057,848)</u>	<u>(1,139,762)</u>
Net Assets Excluding Pension Asset/(Deficit)	6,571,446	7,000,087
Pension Asset/(Deficit)	3,172,347	3,598,347
Net Assets	<u>9,743,793</u>	<u>10,598,434</u>

ADDITIONAL STATISTICAL TABLES

Offer/Acceptance Figures

ENTIRE SYSTEM (Levels 8 & 7/6)	2019	2020	2021	2022	2023
Applicants accepting one or more offers	47,423	49,655	50,152	49,466	51,207
Applicants offered but not accepting	13,899	14,204	16,690	17,610	16,634
Applicants eligible but receiving no offer	3,989	3,872	4,679	4,079	3,552
Applicants with no first year choice and no advanced entry choice	2,801	3,005	3,505	3,675	3,690
Applicants with no first year choice but with an advanced entry choice	593	693	677	634	641
Ineligible applicants	9,315	7,236	9,504	9,348	8,952
Total Applicants	78,020	78,665	85,207	84,812	84,676
LEVEL 8 LIST	2019	2020	2021	2022	2023
Applicants accepting one or more offers	39,681	42,428	43,625	43,215	45,183
Applicants offered but not accepting	12,566	13,781	16,299	17,352	16,625
Applicants eligible but receiving no offer	5,110	5,237	6,005	5,206	4,429
Ineligible applicants	13,545	10,201	11,713	11,608	11,263
Total Applicants	70,902	71,647	77,642	77,381	77,500
LEVEL 7/6 LIST	2019	2020	2021	2022	2023
Applicants accepting one or more offers	7,742	7,227	6,527	6,251	6,024
Applicants offered but not accepting	27,712	29,091	31,462	32,292	32,459
Applicants eligible but receiving no offer	1,812	1,523	1,535	1,438	1,185
Ineligible applicants	4,273	2,793	3,119	3,558	3,475
Total Applicants	41,539	40,634	42,643	43,539	43,143

ADDITIONAL STATISTICAL TABLES

Caution should be exercised when interpreting trends in course category numbers from year to year, as courses may be added and removed in each course category area and occasionally courses may have their course category code recategorised by the HEI. From 2020, the CAO allowed applicants to indicate that they prefer not to say their sex (PNTS). For data privacy reasons and in order to continue the statistical time series for users, the aggregation method for these tables allocated these very small number to either male or female. It is possible in the future to create a new category of PNTS if the numbers become large enough to publish without potential data privacy breaches.

Total Applications by Course Category: Level 7/6 List

ISCEDf Narrow Field	2022			2023		
	Male	Female	Total	Male	Female	Total
(011) Education	122	2,151	2,273	54	656	710
(021) Arts	4,723	6,939	11,662	4,372	6,211	10,583
(022) Humanities (except languages)	285	510	795	275	564	839
(031) Social and behavioural sciences	314	878	1,192	193	400	593
(032) Journalism and information	173	371	544	146	332	478
(041) Business and administration	16,762	18,073	34,835	16,781	17,133	33,914
(042) Law	401	1,098	1,499	305	879	1,184
(051) Biological and related sciences	5,334	12,056	17,390	4,978	10,988	15,966
(052) Environment	786	1,058	1,844	378	753	1,131
(053) Physical sciences	2,101	4,609	6,710	2,277	5,005	7,282
(061) Information and Communication Technologies (ICTs)	10,068	2,949	13,017	10,039	2,978	13,017
(071) Engineering and engineering trades	17,703	3,651	21,354	18,360	3,731	22,091
(072) Manufacturing and processing	298	448	746	276	642	918
(073) Architecture and construction	7,435	2,228	9,663	8,099	2,350	10,449
(081) Agriculture	1,454	1,007	2,461	1,377	906	2,283
(084) Veterinary	381	3,412	3,793	294	3,083	3,377
(088) Interdisciplinary programmes and qualifications involving agriculture, forestry and veterinary	157	32	189	257	158	415
(091) Health	2,486	9,284	11,770	2,234	8,578	10,812
(092) Welfare	1,309	8,585	9,894	1,180	8,420	9,600
(101) Personal services	7,121	8,359	15,480	6,863	8,163	15,026
(102) Hygiene and occupational health services	101	134	235	88	162	250
(104) Transport services	277	56	333	299	84	383
All Courses	79,786	87,893	167,679	79,118	82,183	161,301

Specialist Group	2022			2023		
	Male	Female	Total	Male	Female	Total
(003) Dentistry (including Dental Nursing and Hygiene)	347	2,525	2,872	387	2,575	2,962
(006) Pharmacy (including Pharmacy Technician)	280	1,619	1,899	266	1,660	1,926
(007) Art, Design and Media (techniques and production)	2,278	4,547	6,825	2,453	4,444	6,897

Total Applications by Course Category: Level 8 List

ISCEDf Narrow Field	2022			2023		
	Male	Female	Total	Male	Female	Total
(011) Education	6,713	20,292	27,005	6,938	20,363	27,301
(021) Arts	20,114	34,369	54,483	20,883	34,637	55,520
(022) Humanities (except languages)	8,196	13,804	22,000	7,793	13,227	21,020
(023) Languages	1,441	4,026	5,467	1,674	4,223	5,897
(028) Interdisciplinary programmes and qualifications involving arts and humanities	176	317	493	204	363	567
(031) Social and behavioural sciences	12,791	27,274	40,065	12,475	25,419	37,894
(032) Journalism and information	1,288	1,855	3,143	1,292	1,851	3,143
(041) Business and administration	35,745	32,386	68,131	36,737	31,475	68,212
(042) Law	6,171	12,126	18,297	6,341	13,260	19,601
(051) Biological and related sciences	8,286	19,751	28,037	8,426	19,334	27,760
(052) Environment	3,146	2,827	5,973	2,314	2,448	4,762
(053) Physical sciences	5,473	6,557	12,030	5,630	7,117	12,747
(054) Mathematics and statistics	2,388	1,439	3,827	2,434	1,624	4,058
(058) Interdisciplinary programmes and qualifications involving natural sciences, Mathematics and statistics	2,577	4,558	7,135	2,581	4,194	6,775
(061) Information and Communication Technologies (ICTs)	24,557	6,955	31,512	24,982	7,060	32,042
(071) Engineering and engineering trades	23,198	6,236	29,434	24,143	6,426	30,569
(072) Manufacturing and processing	1,213	1,747	2,960	999	1,428	2,427
(073) Architecture and construction	13,285	4,889	18,174	13,635	5,323	18,958
(081) Agriculture	1,141	1,211	2,352	1,285	1,101	2,386
(084) Veterinary	346	1,928	2,274	299	1,661	1,960
(088) Interdisciplinary programmes and qualifications involving agriculture, forestry and veterinary	1,274	1,308	2,582	1,228	1,440	2,668
(091) Health	15,715	58,916	74,631	14,527	54,039	68,566
(092) Welfare	1,601	10,383	11,984	1,365	9,812	11,177
(101) Personal services	7,599	6,396	13,995	7,339	6,811	14,150
(102) Hygiene and occupational health services	254	338	592	246	411	657
(104) Transport services	210	37	247	222	39	261
All Courses	204,913	281,910	486,823	206,044	275,034	481,078

Specialist Group	2022			2023		
	Male	Female	Total	Male	Female	Total
(001) Primary Education	1,782	8,077	9,859	1,495	7,249	8,744
(002) Secondary Education	4,551	6,738	11,289	4,968	7,773	12,741
(003) Dentistry (including Dental Nursing and Hygiene)	413	1,114	1,527	472	1,041	1,513
(004) Medicine	4,617	9,042	13,659	4,179	8,301	12,480
(005) Nursing and midwifery	3,059	30,999	34,058	2,857	27,270	30,127
(006) Pharmacy (including Pharmacy Technician)	655	1,941	2,596	673	1,782	2,455
(007) Art, Design and Media (techniques and production)	4,979	8,817	13,796	5,335	8,911	14,246
(008) Veterinary Medicine	175	660	835	152	530	682
(009) Physiotherapy	1,223	2,222	3,445	1,143	2,135	3,278

First Preferences by Course Category: Level 7/6 List

ISCEDf Narrow Field	2022			2023		
	Male	Female	Total	Male	Female	Total
(011) Education	34	719	753	12	204	216
(021) Arts	1,421	1,919	3,340	1,365	1,854	3,219
(022) Humanities (except languages)	146	219	365	148	258	406
(031) Social and behavioural sciences	71	179	250	48	85	133
(032) Journalism and information	34	88	122	27	63	90
(041) Business and administration	4,415	4,511	8,926	4,354	4,507	8,861
(042) Law	137	403	540	103	293	396
(051) Biological and related sciences	1,392	2,980	4,372	1,361	2,855	4,216
(052) Environment	163	187	350	97	166	263
(053) Physical sciences	515	1,072	1,587	565	1,127	1,692
(061) Information and Communication Technologies (ICTs)	2,379	533	2,912	2,453	558	3,011
(071) Engineering and engineering trades	4,184	742	4,926	4,452	804	5,256
(072) Manufacturing and processing	34	71	105	66	103	169
(073) Architecture and construction	1,771	462	2,233	1,920	498	2,418
(081) Agriculture	513	301	814	545	305	850
(084) Veterinary	98	1,117	1,215	83	1,040	1,123
(088) Interdisciplinary programmes and qualifications involving agriculture, forestry and veterinary	53	5	58	106	26	132
(091) Health	724	2,874	3,598	652	2,823	3,475
(092) Welfare	435	2,895	3,330	404	3,124	3,528
(101) Personal services	1,830	1,735	3,565	1,725	1,783	3,508
(102) Hygiene and occupational health services	39	34	73	29	50	79
(104) Transport services	96	9	105	80	22	102
All Courses	20,482	23,057	43,539	20,597	22,546	43,143

Specialist Group	2022			2023		
	Male	Female	Total	Male	Female	Total
(003) Dentistry (including Dental Nursing and Hygiene)	108	946	1,054	133	938	1,071
(006) Pharmacy (including Pharmacy Technician)	63	455	518	65	504	569
(007) Art, Design and Media (techniques and production)	630	1,279	1,909	653	1,332	1,985

First Preferences by Course Category: Level 8 List

ISCEDf Narrow Field	2022			2023		
	Male	Female	Total	Male	Female	Total
(011) Education	1,559	3,914	5,473	1,561	4,017	5,578
(021) Arts	3,515	4,981	8,496	3,565	5,196	8,761
(022) Humanities (except languages)	1,321	1,999	3,320	1,298	1,969	3,267
(023) Languages	254	652	906	256	659	915
(028) Interdisciplinary programmes and qualifications involving arts and humanities	35	42	77	37	53	90
(031) Social and behavioural sciences	1,925	4,069	5,994	1,875	3,897	5,772
(032) Journalism and information	170	191	361	138	216	354
(041) Business and administration	5,690	4,495	10,185	5,891	4,558	10,449
(042) Law	953	1,869	2,822	951	2,002	2,953
(051) Biological and related sciences	1,106	2,571	3,677	1,143	2,433	3,576
(052) Environment	386	289	675	259	284	543
(053) Physical sciences	612	643	1,255	649	713	1,362
(054) Mathematics and statistics	363	210	573	387	206	593
(058) Interdisciplinary programmes and qualifications involving natural sciences, Mathematics and statistics	409	602	1,011	433	648	1,081
(061) Information and Communication Technologies (ICTs)	3,937	858	4,795	4,037	909	4,946
(071) Engineering and engineering trades	3,892	840	4,732	4,065	920	4,985
(072) Manufacturing and processing	118	137	255	122	118	240
(073) Architecture and construction	2,323	833	3,156	2,354	916	3,270
(081) Agriculture	231	192	423	301	185	486
(084) Veterinary	143	903	1,046	121	752	873
(088) Interdisciplinary programmes and qualifications involving agriculture, forestry and veterinary	313	212	525	320	249	569
(091) Health	3,114	10,001	13,115	2,929	9,448	12,377
(092) Welfare	311	1,848	2,159	285	1,760	2,045
(101) Personal services	1,330	902	2,232	1,257	1,013	2,270
(102) Hygiene and occupational health services	42	36	78	39	69	108
(104) Transport services	36	4	40	36	1	37
All Courses	34,089	43,292	77,381	34,320	43,180	77,500

Specialist Group	2022			2023		
	Male	Female	Total	Male	Female	Total
(001) Primary Education	465	2,120	2,585	406	2,038	2,444
(002) Secondary Education	1,054	1,192	2,246	1,113	1,440	2,553
(003) Dentistry (including Dental Nursing and Hygiene)	124	401	525	151	360	511
(004) Medicine	1,198	2,387	3,585	1,085	2,171	3,256
(005) Nursing and midwifery	460	4,119	4,579	435	3,744	4,179
(006) Pharmacy (including Pharmacy Technician)	122	403	525	139	445	584
(007) Art, Design and Media (techniques and production)	1,076	1,867	2,943	1,081	1,966	3,047
(008) Veterinary Medicine	112	466	578	94	382	476
(009) Physiotherapy	325	503	828	310	527	837

Offers by Course Category: Level 7/6 List

ISCEDf Narrow Field	2022			2023		
	Male	Female	Total	Male	Female	Total
(011) Education	42	752	794	13	210	223
(021) Arts	1,218	1,696	2,914	1,226	1,601	2,827
(022) Humanities (except languages)	144	210	354	140	236	376
(031) Social and behavioural sciences	75	128	203	53	95	148
(032) Journalism and information	40	90	130	31	70	101
(041) Business and administration	4,207	4,405	8,612	4,224	4,330	8,554
(042) Law	135	408	543	97	280	377
(051) Biological and related sciences	1,131	2,638	3,769	1,153	2,667	3,820
(052) Environment	161	188	349	78	113	191
(053) Physical sciences	520	1,145	1,665	553	1,122	1,675
(061) Information and Communication Technologies (ICTs)	2,136	533	2,669	2,137	530	2,667
(071) Engineering and engineering trades	3,768	733	4,501	4,097	753	4,850
(072) Manufacturing and processing	39	89	128	70	110	180
(073) Architecture and construction	1,753	460	2,213	1,886	501	2,387
(081) Agriculture	482	319	801	504	306	810
(084) Veterinary	53	597	650	47	620	667
(088) Interdisciplinary programmes and qualifications involving agriculture, forestry and veterinary	48	5	53	98	26	124
(091) Health	576	2,403	2,979	483	2,224	2,707
(092) Welfare	350	2,607	2,957	363	2,991	3,354
(101) Personal services	1,706	1,732	3,438	1,632	1,739	3,371
(102) Hygiene and occupational health services	40	41	81	25	48	73
(104) Transport services	94	8	102	80	19	99
All Courses	18,718	21,187	39,905	18,987	20,594	39,581

Specialist Group	2022			2023		
	Male	Female	Total	Male	Female	Total
(003) Dentistry (including Dental Nursing and Hygiene)	59	575	634	50	468	518
(006) Pharmacy (including Pharmacy Technician)	59	459	518	61	508	569
(007) Art, Design and Media (techniques and production)	549	1,093	1,642	569	1,130	1,699

Offers by Course Category: Level 8 List

ISCEDf Narrow Field	2022			2023		
	Male	Female	Total	Male	Female	Total
(011) Education	845	2,759	3,604	1,002	2,894	3,896
(021) Arts	3,274	5,048	8,322	3,327	5,054	8,381
(022) Humanities (except languages)	1,580	2,532	4,112	1,465	2,481	3,946
(023) Languages	221	584	805	260	602	862
(028) Interdisciplinary programmes and qualifications involving arts and humanities	39	62	101	43	64	107
(031) Social and behavioural sciences	1,535	3,081	4,616	1,595	2,900	4,495
(032) Journalism and information	152	190	342	132	200	332
(041) Business and administration	5,034	4,351	9,385	5,001	4,171	9,172
(042) Law	715	1,457	2,172	688	1,396	2,084
(051) Biological and related sciences	991	2,594	3,585	1,076	2,468	3,544
(052) Environment	409	319	728	293	320	613
(053) Physical sciences	699	827	1,526	655	824	1,479
(054) Mathematics and statistics	300	192	492	360	184	544
(058) Interdisciplinary programmes and qualifications involving natural sciences, Mathematics and statistics	412	687	1,099	375	610	985
(061) Information and Communication Technologies (ICTs)	3,392	822	4,214	3,369	830	4,199
(071) Engineering and engineering trades	3,177	785	3,962	3,407	840	4,247
(072) Manufacturing and processing	151	191	342	132	154	286
(073) Architecture and construction	2,008	665	2,673	2,075	727	2,802
(081) Agriculture	200	193	393	276	197	473
(084) Veterinary	37	238	275	39	243	282
(088) Interdisciplinary programmes and qualifications involving agriculture, forestry and veterinary	314	324	638	304	300	604
(091) Health	1,500	5,664	7,164	1,521	5,688	7,209
(092) Welfare	261	1,829	2,090	241	1,802	2,043
(101) Personal services	1,222	982	2,204	1,199	1,083	2,282
(102) Hygiene and occupational health services	49	58	107	35	75	110
(104) Transport services	46	5	51	48	3	51
All Courses	28,565	36,437	65,002	28,929	36,099	65,028

Specialist Group	2022			2023		
	Male	Female	Total	Male	Female	Total
(001) Primary Education	189	1,095	1,284	223	1,175	1,398
(002) Secondary Education	607	870	1,477	720	1,016	1,736
(003) Dentistry (including Dental Nursing and Hygiene)	21	65	86	26	50	76
(004) Medicine	411	614	1,025	399	608	1,007
(005) Nursing and midwifery	272	2,926	3,198	334	2,892	3,226
(006) Pharmacy (including Pharmacy Technician)	56	207	263	81	196	277
(007) Art, Design and Media (techniques and production)	796	1,509	2,305	884	1,563	2,447
(008) Veterinary Medicine	20	91	111	27	75	102
(009) Physiotherapy	65	178	243	77	201	278

Net Acceptances by Course Category: Level 7/6 List

ISCEDf Narrow Field	2022			2023		
	Male	Female	Total	Male	Female	Total
(011) Education	5	62	67	6	24	30
(021) Arts	185	180	365	186	181	367
(022) Humanities (except languages)	13	10	23	18	20	38
(031) Social and behavioural sciences	11	20	31	11	10	21
(032) Journalism and information	4	5	9	2	5	7
(041) Business and administration	697	502	1,199	704	541	1,245
(042) Law	31	54	85	8	28	36
(051) Biological and related sciences	142	235	377	126	240	366
(052) Environment	23	16	39	8	8	16
(053) Physical sciences	60	101	161	65	107	172
(061) Information and Communication Technologies (ICTs)	487	102	589	419	65	484
(071) Engineering and engineering trades	843	91	934	813	84	897
(072) Manufacturing and processing	9	11	20	16	9	25
(073) Architecture and construction	388	61	449	348	73	421
(081) Agriculture	120	54	174	119	62	181
(084) Veterinary	3	118	121	5	157	162
(088) Interdisciplinary programmes and qualifications involving agriculture, forestry and veterinary	10	1	11	15	2	17
(091) Health	74	380	454	65	377	442
(092) Welfare	71	364	435	75	404	479
(101) Personal services	374	276	650	296	269	565
(102) Hygiene and occupational health services	10	4	14	6	9	15
(104) Transport services	39	5	44	29	9	38
All Courses	3,600	2,651	6,251	3,339	2,685	6,024

Specialist Group	2022			2023		
	Male	Female	Total	Male	Female	Total
(003) Dentistry (including Dental Nursing and Hygiene)	1	91	92	1	81	82
(006) Pharmacy (including Pharmacy Technician)	11	140	151	11	164	175
(007) Art, Design and Media (techniques and production)	98	140	238	91	142	233

Net Acceptances by Course Category: Level 8 List

ISCEDf Narrow Field	2022			2023		
	Male	Female	Total	Male	Female	Total
(011) Education	639	2,155	2,794	773	2,354	3,127
(021) Arts	2,267	3,389	5,656	2,248	3,469	5,717
(022) Humanities (except languages)	1,135	1,801	2,936	1,068	1,805	2,873
(023) Languages	147	376	523	196	422	618
(028) Interdisciplinary programmes and qualifications involving arts and humanities	26	43	69	27	45	72
(031) Social and behavioural sciences	1,040	1,910	2,950	1,172	1,994	3,166
(032) Journalism and information	111	138	249	91	145	236
(041) Business and administration	3,546	3,009	6,555	3,671	2,995	6,666
(042) Law	514	979	1,493	507	1,019	1,526
(051) Biological and related sciences	689	1,632	2,321	747	1,631	2,378
(052) Environment	248	198	446	187	201	388
(053) Physical sciences	448	496	944	460	538	998
(054) Mathematics and statistics	250	138	388	280	116	396
(058) Interdisciplinary programmes and qualifications involving natural sciences, Mathematics and statistics	302	480	782	302	445	747
(061) Information and Communication Technologies (ICTs)	2,372	548	2,920	2,397	567	2,964
(071) Engineering and engineering trades	2,136	555	2,691	2,347	617	2,964
(072) Manufacturing and processing	102	127	229	99	109	208
(073) Architecture and construction	1,118	446	1,564	1,284	501	1,785
(081) Agriculture	94	128	222	143	133	276
(084) Veterinary	25	151	176	33	139	172
(088) Interdisciplinary programmes and qualifications involving agriculture, forestry and veterinary	198	193	391	221	205	426
(091) Health	957	3,682	4,639	1,062	3,951	5,013
(092) Welfare	136	950	1,086	133	1,042	1,175
(101) Personal services	627	476	1,103	649	562	1,211
(102) Hygiene and occupational health services	30	43	73	19	43	62
(104) Transport services	14	1	15	16	3	19
All Courses	19,172	24,043	43,215	20,140	25,043	45,183

Specialist Group	2022			2023		
	Male	Female	Total	Male	Female	Total
(001) Primary Education	158	961	1,119	201	1,076	1,277
(002) Secondary Education	469	711	1,180	544	833	1,377
(003) Dentistry (including Dental Nursing and Hygiene)	16	42	58	18	42	60
(004) Medicine	306	466	772	322	496	818
(005) Nursing and midwifery	176	1,878	2,054	235	1,996	2,231
(006) Pharmacy (including Pharmacy Technician)	37	138	175	61	147	208
(007) Art, Design and Media (techniques and production)	534	1,082	1,616	595	1,063	1,658
(008) Veterinary Medicine	17	79	96	26	65	91
(009) Physiotherapy	38	111	149	43	123	166

Institutions Participating in the CAO System in 2023

LOCATION	INSTITUTION
Athlone	Technological University of the Shannon
Carlow	Carlow College
	South East Technological University
Cork	Munster Technological University
	University College Cork (NUI)
Dublin	American College Dublin
	College of Computing Technology
	Marino Institute of Education
	Dorset College
	Dublin Business School
	Dublin City University
	Dun Laoghaire Institute of Art, Design & Technology
	Griffith College
	ICD Business School
	IBAT College
	National College of Art and Design
	National College of Ireland (NCI)
	Royal College of Surgeons in Ireland
	St Nicholas Montessori College Ireland
	Technological University Dublin
	Trinity College Dublin
	University College Dublin (NUI)
Dundalk	Dundalk Institute of Technology
Galway	Atlantic Technological University
	National University of Ireland, Galway
	Galway Business School
Letterkenny	Atlantic Technological University
Limerick	Mary Immaculate College, Limerick
	Irish College of Humanities and Applied Sciences
	Technological University of the Shannon
	University of Limerick
Maynooth	Maynooth University
	Pontifical University, St. Patrick's College, Maynooth
Sligo	Atlantic Technological University
Tralee	Munster Technological University
Waterford	South East Technological University

DIRECTORS ATTENDANCE AT MAY 2023 MEETING

Dr. B. Bennett, Prof. S. Byrne, Prof. B. Dooley, Prof. N. Hourigan, Prof. L. Looney (Chairman),
Dr. M. Meaney, Prof. A. Mulkeen, Dr. D. O'Byrne, Prof. P Ó Dochartaigh, Dr. V. Patterson,
Prof. O. Sheils

CAO
