

A background image showing a group of students in a classroom. A young woman with glasses is in the foreground, looking down. Other students are blurred in the background.

# Applying to CAO

Applicants presenting GCE A/AS Level  
and GCSE qualifications

*your next step*

**CAO**  
[www.cao.ie](http://www.cao.ie)

# Purpose of the CAO


- CAO processes applications to undergraduate courses in Higher Education Institutions (HEIs).
- Offers are issued and acceptances are recorded by CAO.
- Assessment of applications and decisions on admissions are made by HEI Admissions Officers.



# Application Process



[www.cao.ie/handbook](http://www.cao.ie/handbook)



[www.cao.ie/apply](http://www.cao.ie/apply)

# Timely Action

**DO NOT LEAVE  
EVERTHING TO  
THE LAST  
MINUTE!**



**FEBRUARY**

**1<sup>st</sup>**

**DEADLINE**

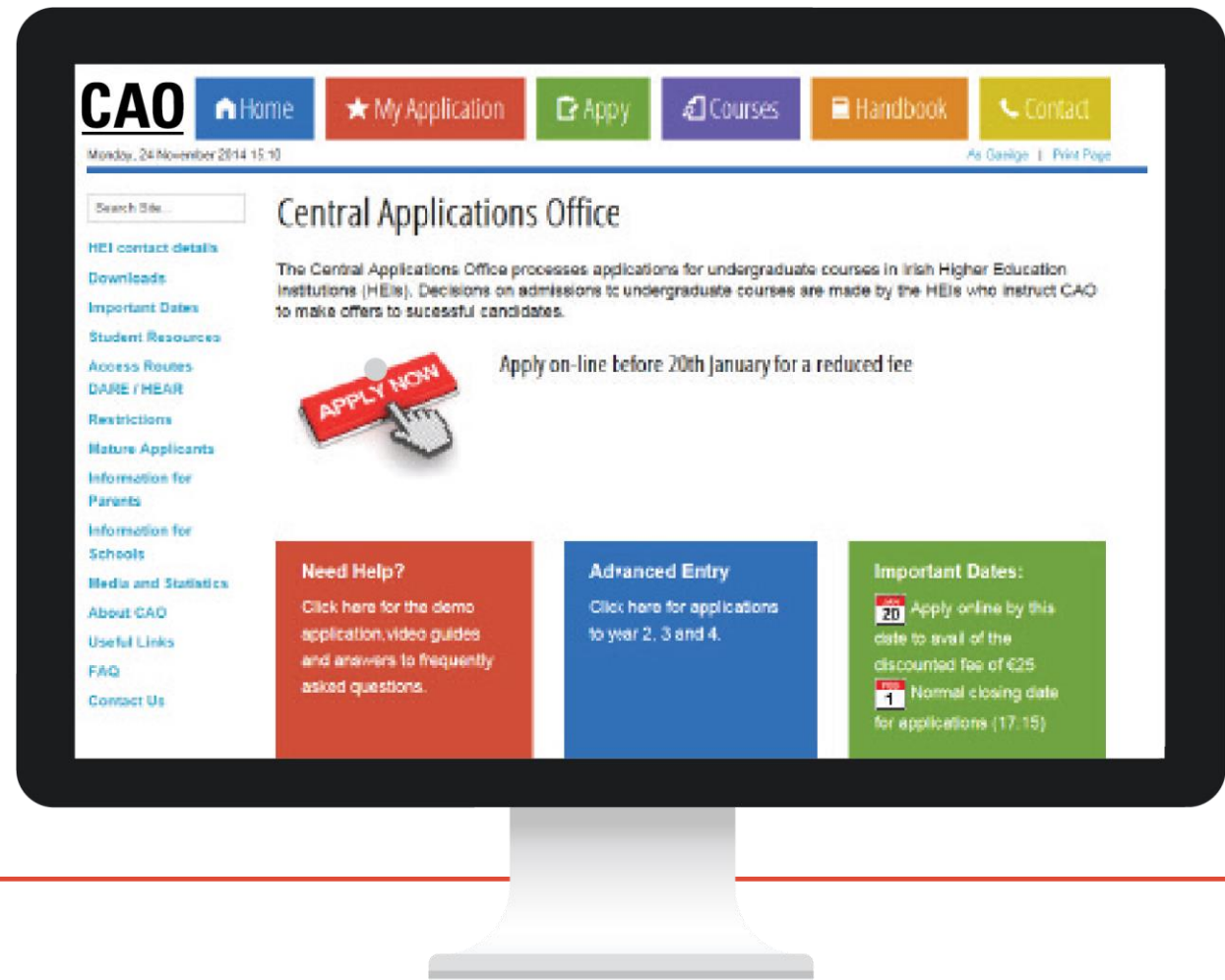
In order to be fair to all applicants, closing dates are strict and therefore action should be taken in good time.

# Making an Application

Applicants apply online at  
**[www.cao.ie/apply](http://www.cao.ie/apply)**

Carefully enter details such as your name, address, date of birth, schools attended, examination information, etc.

Make sure you inform CAO about all relevant qualifications and exemptions – select the relevant categories on the application form.



# CAO Application Number

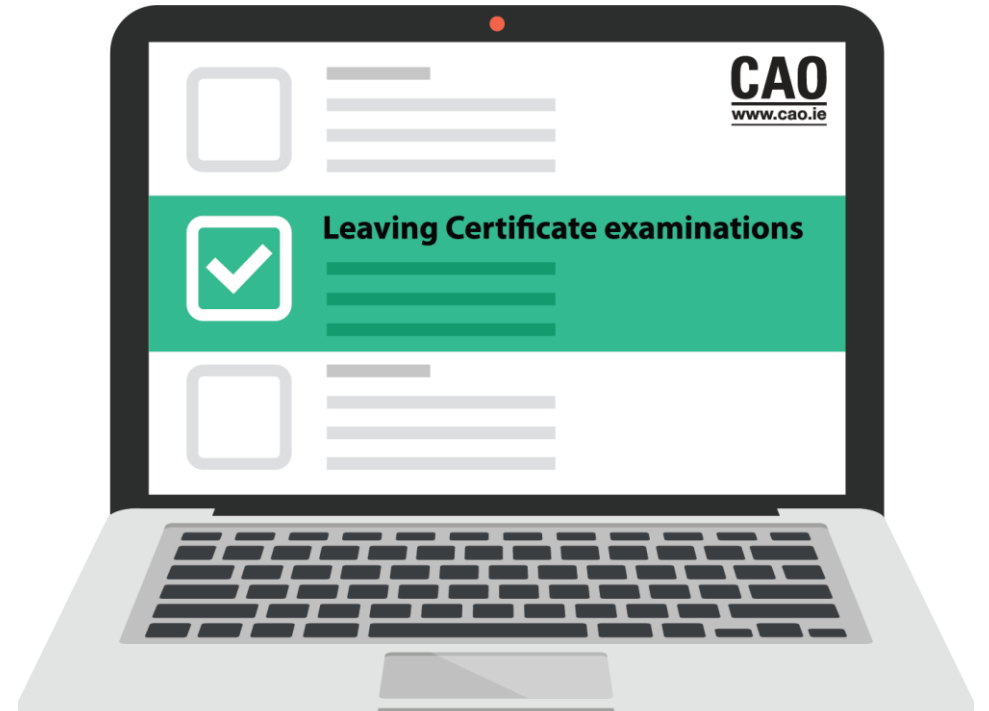
- When you apply online your application number will appear on screen. You will also receive an email containing your CAO application number and an email verification code.
- Your application number is private and it will be used in every correspondence between you and the CAO for the rest of the year.
- You will require your CAO application number, date of birth and password when you log in to your account via the 'My Application' facility to update your application.



# Qualifications & Assessment

- **You must complete the Qualifications and Assessments categories that are relevant to you.**

Applicants presenting GCE A/AS Levels and GCSE examinations must provide additional information to support their application. Evidence of all examinations mentioned must be supplied by post.



# Informing CAO of all GCSE, AS & A Levels

- GCE A/AS Level and GCSE applicants must enter the year, sitting, level, subject and grade for all GCSE, AS and A level examinations previously taken. **Note: GCSE results are required to meet minimum entry requirements, but are not used for points computation purposes.**
- Applicants MUST also provide certified photocopies of certificates/statements of results produced by an examining board to support their application. If supporting documents are not supplied the qualifications mentioned will not be considered for assessment purposes.

**Certified photocopies of certificates/statements of results produced by an Examining Board must be supplied to CAO a minimum of 12 working days in advance of Round One offers. A certified photocopy means that you photocopy the documents and then bring both the originals and the photocopies to an acceptable person or body (School, University, Police Station, Admissions Office, Notary) where they will stamp the photocopy as being a true copy of the original.**

## 2006-2024 GCE A/AS Levels/GCSE

(England, Wales, Northern Ireland Exams, and International GCE/GCSE Exams under CAIE, PEARSON, AQA, OCR Boards)

### GCE/GCSE examinations already completed:

You **MUST** enter the details of GCE/GCSE examinations taken between 2006 and 2023 in the table below.

You must also post to CAO certified A4 photocopies (certified by school stamp) of the appropriate certificates for any GCE/GCSE examinations which you mention in the table and for which a certificate has been issued - these will form part of your eligibility for consideration for entry to courses.

See the CAO Handbook for further instructions ([Click here](#))

Applicants completing examinations in Winter/Spring - January/March 2024 sitting - should supply a certified photocopy of their results to CAO by post. CAO will arrange to add these results to the prior year examinations table for applicants.

Please see the link [here](#) for the NUI list of recognised subjects. Subjects not included on this list will not be recognised by HEIs. Only one subject from each group will be recognised for scoring purposes.

See Supporting Documents for further instructions ([Click here](#))

Please see the link [here](#) for instructions on completing the tables below.

### 2006-2023 GCE A/AS and/or GCSE Examination Details:

	Year	Sitting	Level	Subject ?	Grade
1	<input type="text"/>	<input type="text"/>	<input type="text"/>	<input type="text"/>	<input type="text"/>
<div>+ Add Subject   - Remove Subject</div>					



# Qualifications & Assessment

- Applicants completing A/AS Level examinations in summer will be asked to insert their **5-digit centre number and 4-digit candidate number** for each examination.
- You must inform CAO if you are taking your summer examinations with CCEA and/or with British/Welsh examining boards. If we do not have this information, CAO will be unable to obtain your results electronically. This information must be supplied when you are making your CAO application and must be fully and completely correct **no later than June 30**.
- Detailed instructions for the completion of this part of the application form may be found in the Qualifications and Assessments section of the CAO Handbook.

GCE A/AS Level examinations TO BE TAKEN:  
Only provide details of exams yet to be taken.

	Board	Centre No.	Candidate No.	Subject	Level
1	<input type="text"/>	<input type="text"/>	<input type="text"/>	<input type="text"/>	<input type="text"/>
2	<input type="text"/>	<input type="text"/>	<input type="text"/>	<input type="text"/>	<input type="text"/>
3	<input type="text"/>	<input type="text"/>	<input type="text"/>	<input type="text"/>	<input type="text"/>
4	<input type="text"/>	<input type="text"/>	<input type="text"/>	<input type="text"/>	<input type="text"/>
5	<input type="text"/>	<input type="text"/>	<input type="text"/>	<input type="text"/>	<input type="text"/>
6	<input type="text"/>	<input type="text"/>	<input type="text"/>	<input type="text"/>	<input type="text"/>

Cancel

Update Qualification & Assessment Details »

# Matching Prior Year Exam Data to Supporting Documentation

- When supporting documents are received by CAO they will be reviewed to ensure they meet the criteria set out in the previous slide.
- Where correct documents are supplied for all results the exam data in your online application will be matched.
- Results will not be matched where documents do not meet the criteria or where documents are not supplied for prior year exam data included in your online application. Such results will appear in red in your CAO application and will not be considered by the HEIs you have applied to until correct supporting documentation is supplied.

2006-2023 GCE A/AS and/or GCSE Examination Details:

Year	Sitting	Level	Subject	Grade
2019	Summer-May/Jun	AS	Economic and Political Studies	E
2021	Winter/Spring-Jan/Mar	GCSE	Computer Studies	C
2020	Autumn-Oct/Nov	A	Danish	D
2022	Summer-May/Jun	AS	Business	B
2022	Summer-May/Jun	GCSE	Additional Maths	8
2023	Summer-May/Jun	AS	Accounting	B

The screenshot above shows a combination of matched results (in grey) and unmatched results which are highlighted in red.

# AS Level Results

- CAO advises GCE applicants to discuss the AS Level certification process with their school.
- AS Level results are frequently cashed in along with A2 Level results in the final year. As a result, candidates often will not have evidence of their AS Level results until the release of their A2 Level results in August.
- In this instance, CAO will expect to receive electronic notification of the AS Level results provided that the applicant has supplied their correct Board, Centre Number and Candidate Number for all subjects that will be cashed in in August.
- If your school cashes in AS Level results in the same year as A2 Level results, you must enter the remaining AS Level subject which you are not taking at A2 Level on your CAO application – you must use the space provided for ‘Examinations to be taken’ in the Qualifications & Assessments section.
- CAO must be informed if the candidate sat any AS or A2 Level examinations at a different school.

# Common Errors

- Not supplying supporting documentation
- Not supplying Centre Number and Candidate Number for current year examinations
- No school stamp on supporting documentation
- Providing documents produced by a school as opposed to an examining board
- Not informing CAO of GCSE examination results
- Not informing CAO of previously taken AS & A Levels
- Current year Pre-U examinations should be entered under the GCE A/AS level and GCSE section of the application and the correct Centre Number and Candidate Number supplied in the table. Evidence of these results MUST also be supplied by post. Pre-U examinations taken in a prior year must be included under Other School Leaving Examinations
- BTEC qualifications should be listed under Other School Leaving qualifications

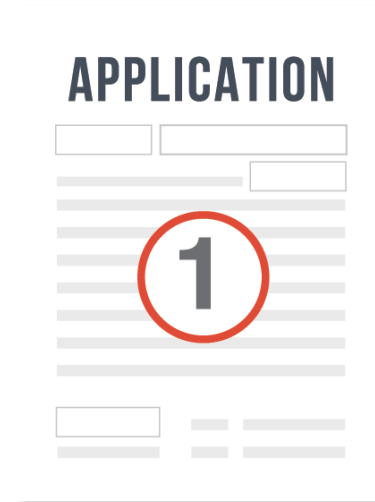
# Choosing Courses

- Consult your Careers Teacher/Adviser.
- Discuss your options with family and friends.
- Details about courses may be found in HEI prospectuses and by consulting HEI websites.
- A course search facility is available at [www.cao.ie/courses](http://www.cao.ie/courses)



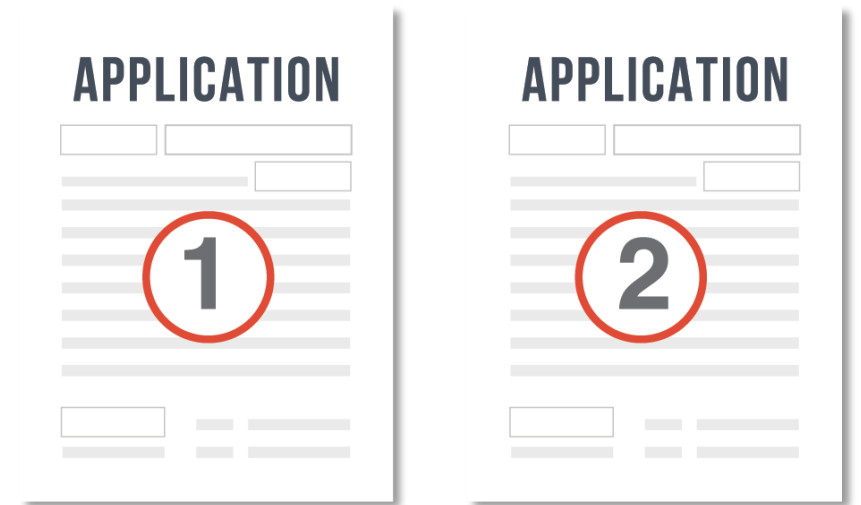
# Level 8 and Level 7/6 Courses

- The National Framework of Qualifications (NFQ) is a system of 10 levels which allows the different standards and levels of qualifications to be compared in the Republic of Ireland.
- CAO process applications for Levels 6-8 in the Framework:
  - Level 6 courses result in the awarding of a Higher Certificate
  - Level 7 courses result in the awarding of an Ordinary Degree
  - Level 8 courses result in the awarding of an Honours Degree
- A diagram of the NFQ is on the website of the Quality and Qualifications Ireland (QQI) [www.qqi.ie](http://www.qqi.ie).
- For more information see the CAO Handbook.



# 2 Applications in 1

- There are two course choice lists (Level 8 and Level 7/6) and applicants may make up to 10 course choices on each list.
- Your choices on one list do not in any way affect your choices on the other list. They may be considered two separate applications on one form.
- It is possible to receive an offer on both lists. You may then decide to accept either your Level 7/6 or your Level 8 offer.
- Alternatively, you might not wish to accept either offer.

The image shows two identical application forms side-by-side. Each form has the word 'APPLICATION' at the top in a bold, sans-serif font. Below the title, there are several horizontal lines representing text input fields. A large red circle with a black number inside is centered on each form: a '1' on the left form and a '2' on the right form. The forms are white with a thin grey border and a subtle drop shadow.

# Order of Preference

- If you learn nothing else from this presentation let it be this...

**PLACE YOUR  
COURSES IN  
GENUINE ORDER  
OF PREFERENCE!**



**1**



**2**



**3**



To do otherwise is a  
grave mistake.




# Order of Preference

- It is most important that applicants state their course choices in order of genuine preference and/or career plans.
- It is a mistake to base course choices only on your present expectations of examination performance or the points level of previous years.
- If you are not successful in your first choice this will have no effect on your chances of obtaining a place in one of your lower preferences.
- Having received an offer in any round, you may get a higher preference offer in a later round. You will never be offered a lower preference in a later round.

# Restrictions

- Certain courses are 'Restricted Courses'. They have early assessment procedures which may start as early as February.
- This includes courses such as Music, Art and Drama which may require interviews, assessments or presentation of a portfolio as part of the application process.
- Restricted courses are clearly marked in the relevant prospectus and also on the CAO Handbook (by the words 'Restricted').
- An application for a Restricted Course will not be considered unless:
  - a) it has been included among original course choices by 1 February b) it has been added to an existing application not later than the final date for correction of errors or omissions (1 March).
- Please see the 'Restrictions' section of the CAO Handbook for further information.

# Change of Mind Facility



You may use this facility to change the order of your course choices and/or to introduce new courses, subject to the restrictions detailed in the handbook.

**The Change of Mind opens in early May and closes on 1 July at 5pm.**

# Statement of Application Record

**If you do not  
receive a  
Statement by**



**contact CAO  
immediately.**

Before the end of May you will be sent a Statement of Application Record email to enable you to verify that all information has been recorded completely and correctly. Check the following carefully, and if there is any error or omission amend the Statement and return it to CAO.

**Are all the courses shown and in the correct order?**

**Are all the codes correct?**

**Are the exam numbers correct?**

**Are all exams mentioned?**

**Are all exemptions listed?**

# The Offer Process



- In the days following the release of the A Level results CAO will email all GCE/GCSE applicants.
- Applicants must read this email carefully and inform CAO immediately if any details are incorrect or missing.
- Applicants must supply a certified copy of any missing results by post as soon as possible.
- Documents must be produced by the exam board i.e. they must show the exam board logo, and must be certified photocopies.

# The Offer Process



- If you are entitled to an offer you will be sent an e-mail and SMS text message if you have selected this option.
- You should check that all of the details on the offer notification are correct and that there are no omissions.
- Offers will also be available on the CAO website.
- You may check for and accept offers on the website.

# The Offer Process



**There can be no delays at the offer/acceptance stage.**

- Any offer not accepted by the closing date for receipt of acceptance of offers in CAO will be offered to another applicant in the next round of offers.
- You will receive an e-mail acknowledging your acceptance if you accept online.


# Place Allocation



- We will look just at Level 8 courses, but exactly the same process will take place with Level 7/6 courses, and at the same time.
- The importance of you, the applicant, placing courses in genuine order of preference will become apparent in the following pages.



# Place Allocation



- When examination results are released in August they are entered into the CAO computer.
- The computer checks each applicant's results.

**For each course the applicant has applied for, the computer first determines if the applicant has the minimum entry requirements for the course.**

# Place Allocation

If the applicant meets the minimum entry requirements for the course, the applicant's points are calculated for this course choice.

To view how to calculate your points go to the **Applicants section** of [www.cao.ie](http://www.cao.ie) or see the CAO Handbook.

All eligible applicants are then placed on a list, in order of academic merit, for each course that they applied for.


Minimum Entry Requirements + Points Score = **Position on Order of Merit List**

# Place Allocation




- The admissions officers of the Higher Education Institutions tell CAO how many places are to be offered on each course.
- CAO then makes offers to the required number of applicants on each course, starting with the applicant with the highest points and working down until enough places have been offered.

# Place Allocation



- Should some applicants decline to accept their offers these places become available in the next round of offers.
- They will be offered to the next applicants on the Order of Merit list. This process continues until all of the places on the course are filled or until all the eligible applicants on the Order of Merit list have been offered places.

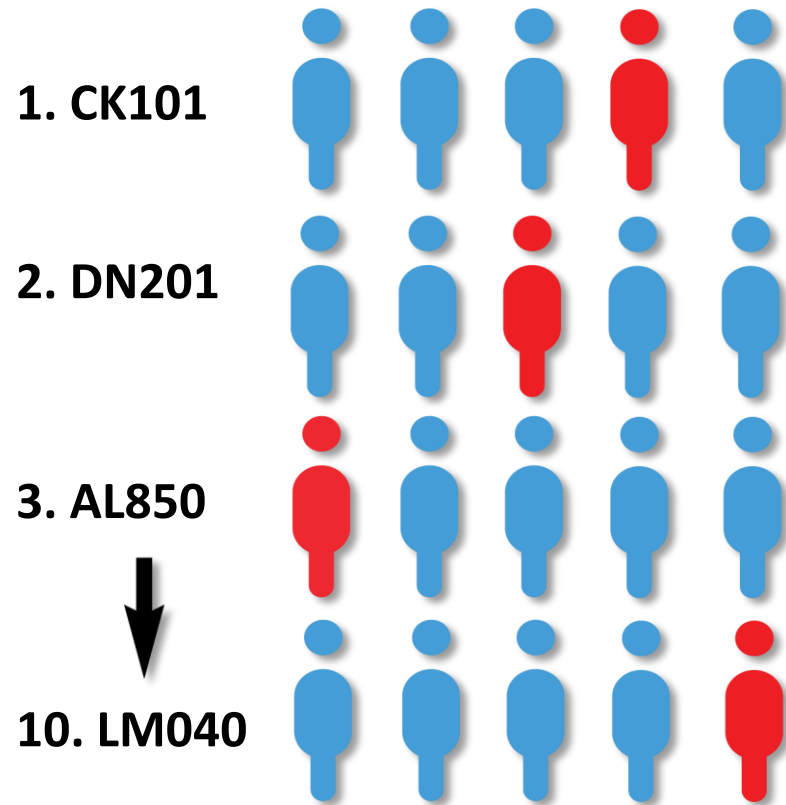
# Place Allocation



**EXAMPLE**  
– no results yet!

- These are the applicants for CK101 - Arts in UCC.
- The examination results have not yet been released, so these applicants are in no particular order.
- We are going to trace the progress of the applicant marked in **red**.

# Place Allocation

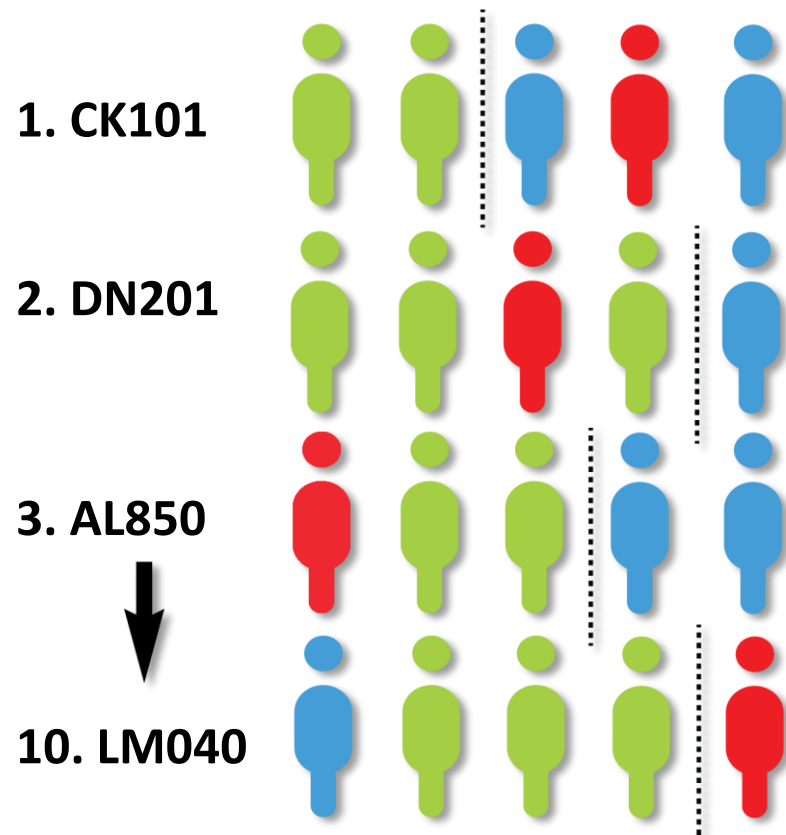


## EXAMPLE

– Exam results have been released.

- Applicants are placed in a queue for each course they applied for - their position in the queue is determined by their points.
- The applicant with the highest points is placed at the top of the queue. The points achieved by the applicant in red determines her position in the queue for each course she has applied to.

# Place Allocation




## EXAMPLE

– HEIs issue R1 offers

- The applicants marked in **GREEN** have enough points to be offered places.
- The applicant marked in **RED** has enough points for her second preference.

# Place Allocation



## EXAMPLE


– HEIs issue R1 offers

- The applicant in **RED** is offered her second preference, the highest preference course that she has enough points for, and she will now disappear from the queue for all her lower choices.
- Placing DN201 as her second preference meant that she would prefer to receive an offer on DN201 than on any other course except CK101 - which is her first preference.



# Place Allocation

1. CK101




## EXAMPLE – R2 offers

- After Round 2 offers are issued, our applicant is now in first place on the waiting list for her first preference course.
- She has already accepted her 2nd preference course. **Accepting or not accepting** her 2nd preference course will not prevent her from receiving an offer of her 1st preference course if she is deemed eligible by the institution in a later round.

# Place Allocation

1. CK101



## EXAMPLE

– An offer is issued in R3 for her 1st preference!

- In the third round of offers two more offers are made on CK101 and our applicant, who was at the top of the queue, now receives an offer.
- She may do nothing and remain in DN201 or she may accept the offer.

# Genuine Order



- You do not need to guess what the points are going to be for the courses you are interested in.
- Simply list your courses in genuine order of preference from the highest preference 1, to the lowest preference 10.
- If you are entitled to an offer, you will be offered the highest preference that you are entitled to.

# Applicant Scoring for GCE/GCSE

From 2019	Universities and associated colleges		
	Best 3 A-Levels	4 <sup>th</sup> Subject	
		A-Level	AS Level
A*	185	45	31†
A	156	38	26
B	131	32	22
C	106	26	18
D	84	20	14
E	63	15	11

From 2019	Institutes of Technology & Technological Universities (other than DkIT)	
	Best 3 A-Levels	AS Levels
		(& 4 <sup>th</sup> A-Level where presented)
A*	185	74††
A	156	62
B	131	52
C	106	42
D	84	34
E	63	25

† Extended Project is now accepted and scored as AS. It is possible to attain an A\* in this.

†† Applies to A-level only

# Applicant Scoring for GCE/GCSE

## Universities and associated colleges:

- Applicants are scored on the basis of their **best four A levels from a single academic year** (i.e. the 2024 academic year runs from September 2023 to August 2024)

OR

**Three A levels from a single academic year and an AS level** in a different subject from the same or preceding academic year.

- Note: Applicants presenting Grade E or above in one of A-Level Mathematics, Further Mathematics or Pure Mathematics will have 25 points added to their score for that subject. The bonus points will only be relevant where that subject is scored as one of the applicant's best four subjects for points purposes.

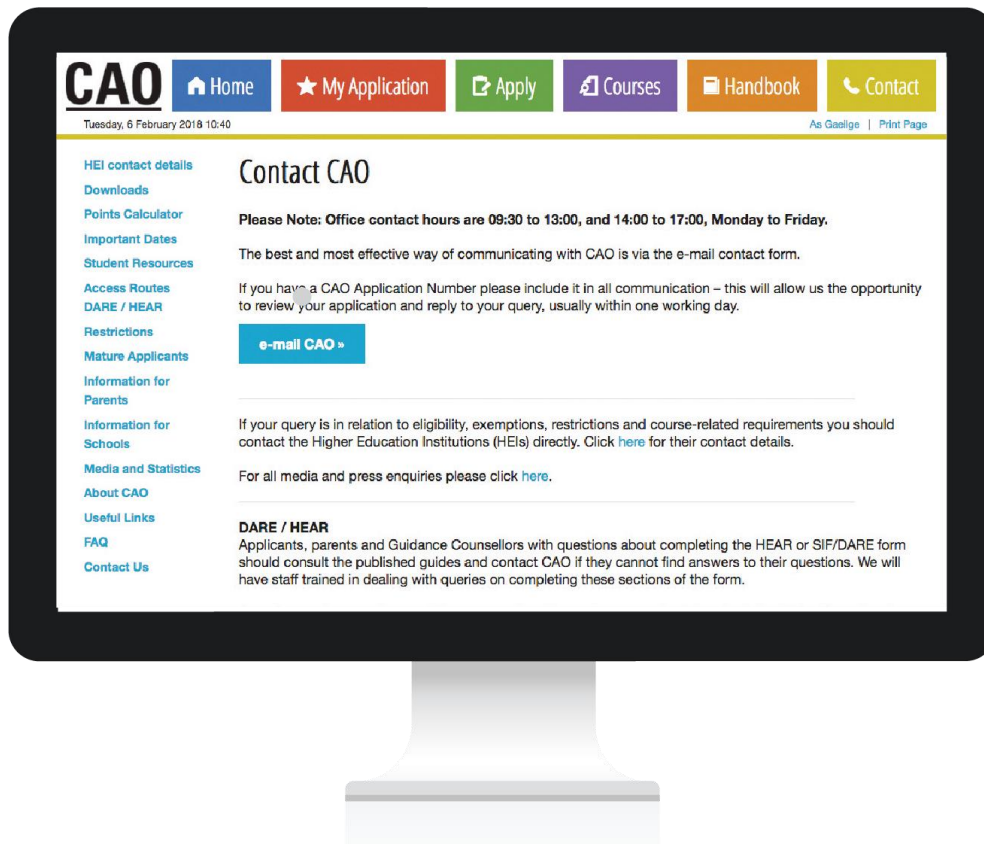
# Applicant Scoring for GCE/GCSE

*Technological Universities, Institutes of Technology (other than DkIT) and other HEIs offering QQI HET awards:*

Applicants are scored on the basis of a maximum of 4 different subject results at A and/or AS level. For scoring purposes, the following combination of A Levels and AS Levels are permitted:

- The **best 4 A level** results in **a single sitting**.
- The **best 3 A level results** in **a single sitting**, **plus the best AS level result** from the previous or the same sitting.
- The **best 2 A level subject results** in **a single sitting**, **plus the best 2 results at AS level** from the previous or the same sitting.
- The **best 1 A level subject result** in **a single sitting**, **plus the best 3 results at AS level** from the previous or the same sitting.
- The **best 4 AS level subject results** in **a single sitting**.

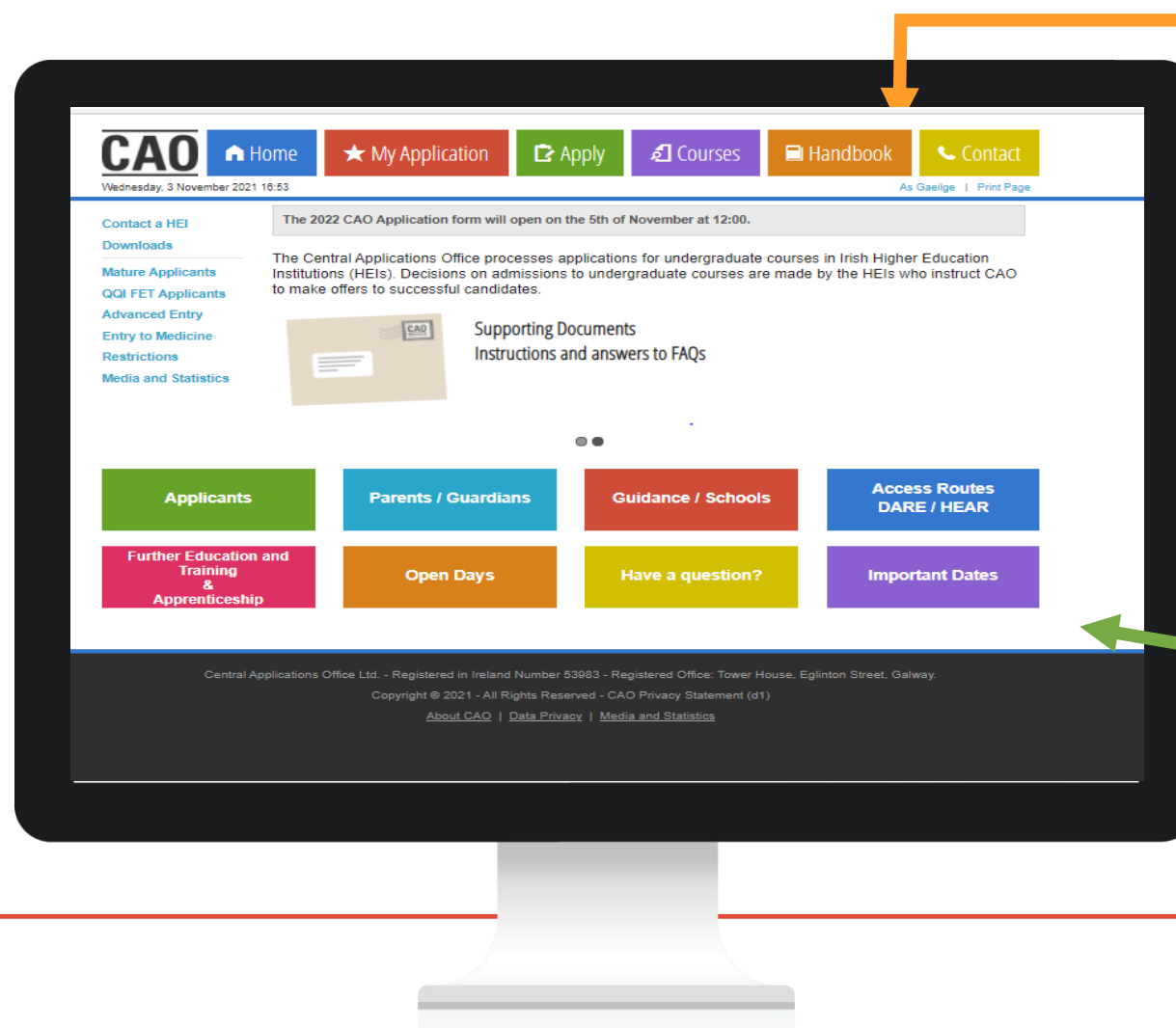
# Communication with CAO



- The easiest and most efficient way to communicate with CAO is by using the Correspondence Section of your CAO Account. You will receive a reply to your query usually within one working day.
- Always quote your CAO application number in any communication with CAO.
- If you post something to CAO, always obtain a certificate of posting at the post office. This is a free service and it offers you peace of mind.

# Useful Resources

Visit the 'Applicants' section for Video Guides and useful resources including the 'Demo Application' facility.



An online copy of the CAO Handbook is available here

Watch this space for 'Important Dates'.



# Finally...



**Remember to carefully read all of the documents and instructions from CAO.**

**Most applicants follow the simple instructions from CAO and get along just fine.**



**If you are unclear on any matter concerning the application process, please contact us via our website: [www.cao.ie](http://www.cao.ie)**